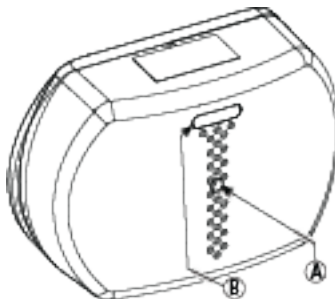


Introducing GB-502 PG2

Overview

The GB-502 PG2 is a wireless PowerG two-way acoustic glass-break detector designed to detect the breaking of framed glass mounted in an outside wall. This detector is wall/ceiling mountable and suitable for most types of window/door glass: plate, tempered, laminated, wired, coated and sealed insulating glass. No adjustment is necessary during installation – the detector is fully pre-calibrated. The detector provides temperature and light level reports for PowerG panels that support this feature.



A. Microphone
B. Detection indicator

Figure 1. General View

The acoustic sensor of the GB-502 PG2 is omni-directional, providing full coverage. Coverage is measured from the sensor to the point on the glass farthest from the sensor. The sensor can be mounted as close as 1.5 m (5 ft) from the glass.

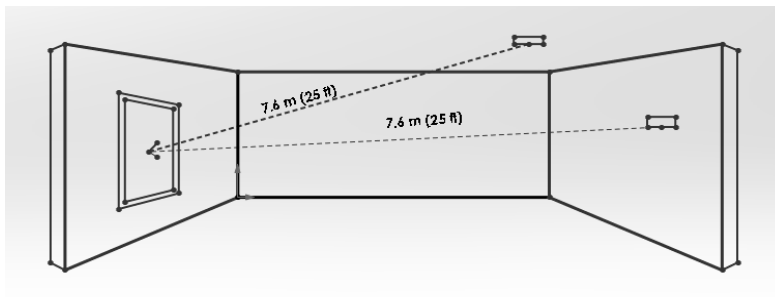


Figure 2. Typical Range Measurement

When mounted on opposite walls, on adjoining walls or on the ceiling, the range is 7.6 m (25 ft) for plate, tempered, laminated, wired, coated, and sealed insulating glass. The coverage range also depends on the angle between the detector and the glass – for a higher angle, the maximum range is reduced, see the following table for details.

Angle (degrees)	0	30	45	60	75	90
Maximum range m (ft)	7.6 (25)	7 (23)	5.5 (18)	4 (13)	2.5 (8)	0

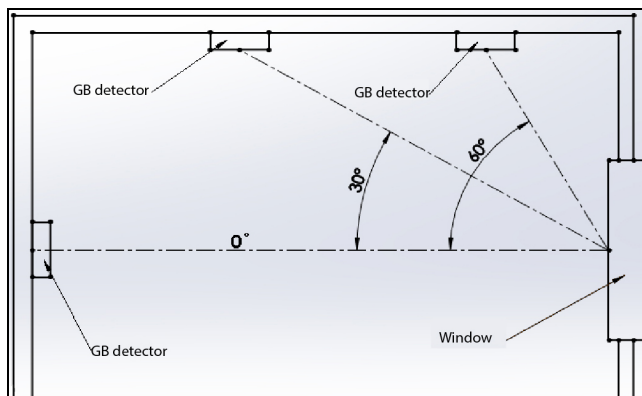


Figure 3. Angle between detector and window

PowerG Transmitter

Upon alarm (glass break detection), a digital message is transmitted, composed of the PowerG ID followed by various status and message-type markers. Alarm and other data are thus forwarded to the wireless alarm control panel.

The GB-502 PG2 is protected by a back tamper switch that is activated when the cover is removed or when the base is forcibly detached from the wall. In a tamper situation, a message is transmitted with the "tamper alert" marker ON.

A periodic supervision message, distinguished by a specific marker, is transmitted automatically. The wireless control panel is thus informed, at regular intervals, of the sensor's active participation in the system.

A bicolor LED lights whenever events are reported. The LED does not light while a supervision message is being transmitted.

Installation

Optimizing Detection and Avoiding False Alarms

For best detection, avoid installing in:

- Rooms with lined, insulating, or sound deadening drapes.
- Rooms with closed wooden window shutters inside.

For best false alarm immunity:

- Avoid 24-hour loop applications (perimeter loop OK).
- Don't use where white noise, such as air compressor noise, is present (a blast of compressed air may cause a false alarm)
- Avoid rooms smaller than 3 x 3 m (10 x 10 ft) and rooms with multiple noise sources such as small kitchens, glass booths noisy areas, garages, small bathrooms, etc.

Areas to avoid:

- Glass airlocks and glass vestibule areas
- Noisy kitchens
- Residential car garages
- Small utility rooms
- Stairwells
- Small bathrooms
- For glass break protection in such applications, use shock sensors on the windows or window frames.

Do Not Install In Humid Rooms

The Wireless GB-502 PG2 is not hermetically sealed. Excess moisture on the circuit board can eventually cause a short and a false alarm.

Avoid 24-Hour Loop Applications

The GB-502 PG2 is recommended for perimeter loops and is designed to function in an occupied area. In 24-hour loop applications, where the sensor is armed all day and all night, the false alarm prevention technology will be pushed to its limit. Some sounds can duplicate the glass break pattern the acoustic sensor detects.

Install the GB-502 PG2 on a perimeter loop which is armed whenever the door and window contacts are armed.

NOTE: GB-502 PG2 shall be installed in accordance with the Standard for Installation and Classification of Burglar and Holdup Alarm Systems, UL 681

Protecting Occupied Areas

The false alarm immunity is best in rooms with only moderate noise. For 24-hour occupied area protection, use shock sensors.

Proper Testing

The GB-502 PG2 is designed to detect the breaking of framed glass mounted in an outside wall. Testing the sensor with unframed glass, broken bottles, etc., may not trip the sensor. The sensor typically does not trip to glass breaking in the middle of the room. No burglar breaks glass in the middle of a room, so such "breaks" are false alarms.

NOTE: GB-502 PG2 may not consistently detect cracks in glass, or bullets which break through the glass. Glass-break sensors should always be backed up by interior protection.

For best false alarm immunity the sensor should be located at least 1.2 m (4 ft) away from noise sources (televisions, speakers, sinks, doors, etc.). The sensor must always be in direct line of sight of all protected windows. It cannot consistently detect glass breaking around corners, in other rooms, etc. Front or back, up or down orientation is not necessary.

Sound Travel Considerations

Since the sound of breaking glass travels directionally out from the broken window, the best location for mounting the sensor is on the opposite wall - assuming the glass to be protected is within the sensor's range and line of sight. When mounted on the opposite wall, the detector should be mounted at least 1.8 m (6 ft) off the floor, but not less than 30 cm (12") from the ceiling. The ceiling also has good sensor locations. A ceiling mounted sensor will

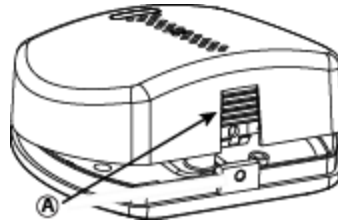
have better detection if positioned 2 - 4 m (6 - 12 ft) away from the protected glass into the room. Corner and adjoining (side) wall mounting is permitted but range versus angle limitations should be taken into consideration.

There should be no obstructions between the detector and the protected glass. Curtains, blinds and sound absorbing materials in the protected room may reduce the effective range.

As with all glass-break sensors, mounting on the same wall as the protected glass is less effective and strictly not recommended - optimum detection is partially dependent on sound reflection off the opposite wall.

Inserting the Battery

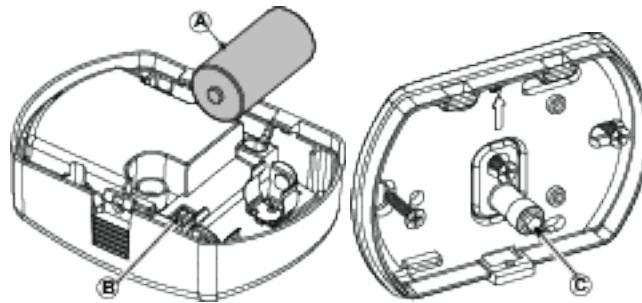
1. Press in the snap and separate the cover from the base.



A. Snap

Figure 4. Opening the Unit

2. Get to know the items indicated in Figure 5 - they are all relevant to the steps you will have to take in the course of installation.



A. Battery

B. Enroll button

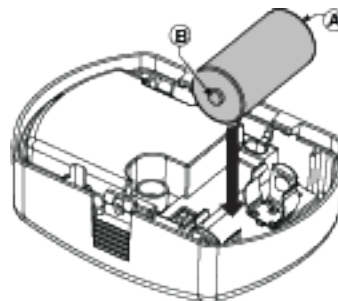
C. Tamper contact

Figure 5. Inside View

3. Insert the battery into the battery clips.

Observe Polarity!

Caution! Risk of explosion if battery is replaced by an incorrect type. Dispose of used battery according to manufacturer's instructions.



A. Negative terminal

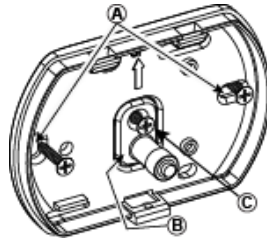
B. Positive terminal

Figure 6. Battery Insertion

Mounting the Device

For mounting the device with a bracket, refer to the BR-1, BR-2 or BR-3 Installation Instructions. Note that you can also mount the device without a BR bracket.

1. Fasten the breakaway segment to the wall.



A. Mounting holes
B. Break-away base segment
C. Fastening screw

Figure 7. GB-502 PG2 Internal View

Attention! The GB-502 PG2 has a back tamper switch under the PCB. As long as the PCB is seated firmly within the base, the switch is pressed against a special break-away base segment that is loosely connected to the base. Be sure to fasten, using screw C, the break-away segment to the wall. If the detector unit is forcibly removed from the wall, this segment will break away from the base, causing the tamper switch to open!

2. Replace the cover on the base and secure with screw.



Figure 8. Closing the Cover

Enrollment of the Device

Refer to the PowerMaster panel's Installer Guide and follow this procedure under the "02:ZONES/DEVICES" option of the Installer Menu.

1. Enter the Installer menu and select "02:ZONES/DEVICES".

02.ZONES/DEVICES ⇨

2. Select "ADD NEW DEVICE". Option.

ADD NEW DEVICES ⇨

3. Enroll the device or Enter the device ID.

ENROLL NOW or
ENTR ID:XXX-XXXX⇨

4. Select the desired Zone Number.

Z04:Glass Break
ID No. 160-XXXX ⇨ (with panels PowerG V.19.1 & lower)
ID No. 161-XXXX ⇨ (with panels PowerG V.19.2 & higher)

5. Configure Location & Zone Type Parameters.

Z06.LOCATION
Z06.ZONE TYPE

⇨ means scroll ▷▷and select **OK**.

Local Diagnostics Test

Procedure

Before testing, separate the base from the cover.

The following table indicates the received signal strength.

LED response	Reception
Green LED blinks	Strong
Orange LED blinks	Good
RED LED blinks	Poor
No blinks	No communication

IMPORTANT! Reliable reception must be assured. Therefore, "poor" signal strength is not acceptable. If you receive a "poor" signal from the device, re-locate it and re-test until a "good" or "strong" signal strength is received.

Note: For detailed Diagnostics Test instructions refer to the control panel Installer Guide.

Testing Procedures

Switching the Sensor to the Test Mode

After power-up or closing the cover, the detector will automatically enter a 15 minute test mode. For remote switching of the detector to test mode (via User or Installer Code), refer to the PowerMaster Installer Guide, Chapter 6, Periodic Test.

Testing the Sensor

A. Basic Test

Test the detector's low frequency (FLEX) response by thumping the protected glass with a cushioned object. The green LED will light for 2 seconds. Repeat the test if necessary.

B. Extended Glassbreak Simulation Test (optional)

This optional test activates the detector with Flex and audio sounds, that simulate the glass breaking sound of a window. Take care not to shatter the glass during testing.

Procedure

To test complete the following steps:

1. Switch the detector to Test Mode (see "Switching the Sensor to the Test Mode" above).
2. Generate a flex signal and simulate a glass breaking sound by using one of the following methods:
 - Simulator in manual mode
Hold the simulator close to the protected glass. Thump the glass and immediately start the simulator manually to create the sound of breaking glass. Examples of such simulators are AFT-100 or 5709C.
 - Simulator with automatic activation
Hold the simulator close to the protected glass. Thump the glass, the simulator creates the sound of breaking glass automatically. Examples of automatic simulators using flex signals are FG-700/ FG-701 or GT-2.
 - Hand clap
Thump the glass and immediately clap hands firmly three times. This method is best used in relatively small rooms with a maximum distance up to 5 or 6 m (16 ft or 20 ft).

Note

The instructions for some simulators instruct you to switch the glass break detector to Test mode by sounding a special signal. The GB-502 PG2 detector has an inbuilt Test mode therefore it is not necessary to use that switch.

Use a glass pane with dimensions of at least 0.5 x 0.5 m (1.5 x 1.5 ft) to assure success of the simulator test.

Always aim the simulator at the detector being tested.

3. The detector will alarm, the red LED lights for 2 seconds.
4. Repeat the test if necessary.

IMPORTANT! Room acoustics can artificially extend the range of a glass-break sensor. The specified range of the GB-502 PG2 has been established for worst-case conditions. While the sensor is likely to function at additional range, it may miss a "minimum output" break, or room acoustics may be changed at some future time, restoring sensor coverage back to the normal range of 6 m (20 ft).

Do not exceed the rated range of the sensor, regardless of what the tester shows.

Installation Tips

- The GB-502 PG2 detects the shattering of framed glass mounted on an outside wall. Testing the sensor with unframed glass, broken bottles, etc. might not trip the sensor. False alarms such as glass breaking in the middle of a room will not activate the sensor.
- False alarms are most likely to occur when installed on a 24-hour loop, in glass airlocks, and glass vestibule areas. Similarly, when mounted above sinks, residential garages, and in other small acoustic live rooms, false alarms can be generated. In rooms where multiple sounds can reflect and eventually duplicate the glass break frequency pattern, use shock sensors.
- Installing the GB-502 PG2 on 24-hour loops will increase false alarms. Install the GB-502 PG2 on a perimeter loop, which is armed whenever the door and window contacts are armed. For occupied areas, GB-502 PG2 false alarm immunity is best in rooms with only moderate noise levels.
- GB-502 PG2 detects the shattering of glass. Like all glass-break sensors, the detector might not consistently detect cracks in glass, or bullets that break through or break out the glass. Glass-break sensors should always be backed up by interior protection.

Event Indications

LED Indications and Events

LED Response	Description
Red LED blinks	Stabilization (warm-up 8 sec)
Red LED ON 0.2 sec.	Tamper open / close
Red LED ON 2 sec.	Glass break alarm
Green LED ON 2 sec.	Low frequency detection – Test mode
Green and red LED blink alternately (0.2 sec Green, 0.2 sec Red, 0.4 sec OFF)	Self-test failure – Test mode
Green and red LED blink alternately slowly (0.2 sec Green, 0.2 sec Red, 30 sec OFF)	Self-test failure – Normal mode

Temperature and light display

For instructions on displaying the temperature and light of zones on the correct panel as measured by the GB-502 PG2, refer to the PowerMaster Installer Guide, section 6.2 "Conducting a Periodic Test".

Compliance With Standards



The GB-502 PG2 complies with the following standards:

Europe: EN 300220, EN 301489, EN50130-4, EN 62368-1, EN50130-5, EN 50131-2-7-1, EN 50131-5-3, EN 50131-6 Type C, EN 50131-1 Grade 2 Class II

Hereby, Visonic Ltd. declares that the radio equipment type GB-502 PG2 is in compliance with Directive 2014/53/EU.

The full text of the EU declaration of conformity is available at the following internet address: <http://www.visonic.com/download-center>.

The GB-502 PG2 is certified by Applica Test & Certification AS with the following standards:

EN50131-2-7-1, EN 50131-5-3, EN50131-1 GRADE 2, CLASS II, EN50131-6 Type C. Applica Test & Certification AS has certified only the 868 MHz variant of this product. According to EN 50131-1, this equipment can be applied in installed systems up to and including Security Grade 2, Environmental Class II.

UK: The GB-502 PG2 is suitable for use in systems installed to conform to PD6662 at Grade 2 and environmental CLASS II. BS8243.

USA: CFR 47 Part 15 (FCC)

Canada: RSS-247



USA: UL639

Canada: ULC-S306

WARNING! Changes or modifications to this unit not expressly approved by the party responsible for compliance could void the user's authority to operate the equipment.

This device complies with Part 15 of the FCC Rules and with Industry Canada license-exempt RSS standard(s). Operation is subject to the following two conditions: (1) This device may not cause harmful interference, and (2) this device must accept any interference received, including interference that may cause undesired operation.

Le présent appareil est conforme aux CNR d'Industrie Canada applicables aux appareils radio exempts de licence. L'exploitation est autorisée aux deux conditions suivantes : (1) l'appareil ne doit pas produire de brouillage, et (2) l'utilisateur de l'appareil doit accepter tout brouillage radioélectrique subi, même si le brouillage est susceptible d'en compromettre le fonctionnement.

To comply with FCC Section 1.1310 for human exposure to radio frequency electromagnetic fields and IC requirements, implement the following instruction:

A distance of at least 20cm. between the equipment and all persons should be maintained during the operation of the equipment.

Note: This equipment has been tested and found to comply with the limits for a Class B digital device, pursuant to part 15 of the FCC Rules. These limits are designed to provide reasonable protection against harmful interference in a residential installation. This equipment generates, uses and can radiate radio frequency energy and, if not installed and used in accordance with the instructions, may cause harmful interference to radio communications.

However, there is no guarantee that interference will not occur in a particular installation. If this equipment does cause harmful interference to radio or television reception, which can be determined by turning the equipment off and on, the user is encouraged to try to correct the interference by one or more of the following measures:

- Reorient or relocate the receiving antenna.
- Increase the separation between the equipment and receiver.
- Connect the equipment into an outlet on a circuit different from that to which the receiver is connected.
- Consult the dealer or an experienced radio/TV technician for help.

This Class B digital apparatus complies with Canadian ICES-003.

Cet appareil numérique de la classe B est conforme à la norme NMB-003 du Canada.



W.E.E.E. Product Recycling Declaration

For information regarding the recycling of this product you must contact the company from which you originally purchased it. If you are discarding this product and not returning it for repair then you must ensure that it is returned as identified by your supplier. This product is not to be thrown away with everyday waste.

Directive 2012/19/EU Waste Electrical and Electronic Equipment.

The Power G peripheral devices have two-way communication functionality, providing additional benefits as described in the technical brochure. This functionality has not been tested to comply with the respective technical requirements and should therefore be considered outside the scope of the product's certification.

Specifications

POWERG TRANSMITTER	
Frequency Band (MHz)	Europe and rest of world: 433-434, 868-869 USA: 912-919
Maximu Tx Power	10 dBm @ 433 MHz, 14 dBm @ 868 MHz
Communication Protocol	PowerG
Supervision	Signaling at 4-minute intervals
Tamper Alert	Reported when a tamper event occurs
POWER SUPPLY	
Current Consumption	23µA average quiescent, maximum 150mA
Power Supply	3 V Lithium CR-123 type battery, Panasonic or GP only
Nominal Battery Capacity	1.45 Ah
Battery Life Expectancy	5 years for typical use
Battery Supervision	Automatic transmission of battery condition data as part of periodic status report
Low Battery Threshold	2.6 V
ENVIRONMENTAL	
RF Immunity	20 V/m up to 1000 MHz, 10 V/m up to 2700 MHz
Operating Temperature	-10°C to 50°C (14°F to 120°F) indoors
Storage Temperature	-20°C to 60°C (-4°F to 140°F)
Humidity	5 % to 93 % with no condensation
ACOUSTIC SENSOR	
Microphone	Omni-directional
Maximum Detection Range	7.6 m (25 ft) if glass size is minimum 40 x 40 cm (15 ¾" x 15 ¾") 6 m (20 ft) if glass size is 30 x 30 cm (12" x 12") to 40 x 40 cm (15 ¾" x 15 ¾")
Glass Types	UL tested on: Plate, tempered, wired, laminated, covered, and sealed insulated EN tested on: Plate and wired
Minimum Glass Size	UL tested on: 30 x 30 cm (12" x 12") EN tested on: 40 x 40 cm (15 ¾" x 15 ¾")
Glass Thickness	UL tested on: <ul style="list-style-type: none"> • Plate: 3.2 to 6.4 mm (1/8" to ¼") • Tempered: 3.2 to 6.4 mm (1/8" to ¼") • Wired: 6.4 mm (¼") • Coated: 3.2 to 6.4 mm (1/8" to ¼") • Laminated: 6.4 mm (¼") • Sealed Insulating: 3.2 to 6.4 mm (1/8" to ¼") EN tested on: <ul style="list-style-type: none"> • Plate: 4 to 6 mm (3/16" to ¼") • Wired: 6 mm (¼") <div style="border: 1px solid black; padding: 2px; margin-top: 5px;"><i>Note: Laminated and Sealed Insulating glass types are protected only if both plates of the unit are broken.</i></div>
Room Size	Not larger than 12 x 12 m (40 x 40 ft) Not smaller than 3 x 3 m (10 x 10 ft)
Min. Distance from Glass	1.5 m (5 ft)
ACCESSORIES	
Brackets	BR-1: Surface mounted swivel bracket, adjustable 30° down and 45° left/45° right BR-2: BR-1 with a corner adapter BR-3: BR-1 with a ceiling adapter
PHYSICAL	
Dimensions	88 x 62 x 30 mm (3.5 x 2.4 x 1.2 in)
Weight (not including battery)	74 g (2.6 oz)
Housing Material and Color	Flame retardant PC-ABS, white

WARRANTY

Visonic Limited (the "Manufacturer") warrants this product only (the "Product") to the original purchaser only (the "Purchaser") against defective workmanship and materials under normal use of the Product for a period of twelve (12) months from the date of shipment by the Manufacturer.

This Warranty is absolutely conditional upon the Product having been properly installed, maintained and operated under conditions of normal use in accordance with the Manufacturers recommended installation and operation instructions. Products which have become defective for any other reason, according to the Manufacturers discretion, such as improper installation, failure to follow recommended installation and operational instructions, neglect, willful damage, misuse or vandalism, accidental damage, alteration or tampering, or repair by anyone other than the manufacturer, are not covered by this Warranty.

There is absolutely no warranty on software, and all software products are sold as a user license under the terms of the software license agreement included with such Product."

The Manufacturer does not represent that this Product may not be compromised and/or circumvented or that the Product will prevent any death and/or personal injury and/or damage to property resulting from burglary, robbery, fire or otherwise, or that the Product will in all cases provide adequate warning or protection. The Product, properly installed and maintained, only reduces the risk of such events without warning and it is not a guarantee or insurance that such events will not occur.

Conditions to Void Warranty: This warranty applies only to defects in parts and workmanship relating to normal use of the Products. It does not cover:

- * damage incurred in shipping or handling;
- * damage caused by disaster such as fire, flood, wind, earthquake or lightning;
- * damage due to causes beyond the control of the Seller such as excessive voltage, mechanical shock or water damage;
- * damage caused by unauthorized attachment, alterations, modifications or foreign objects being used with or in conjunction with the Products;
- * damage caused by peripherals (unless such peripherals were supplied by the Seller);
- * defects caused by failure to provide a suitable installation environment for the products;
- * damage caused by use of the Products for purposes other than those for which they were designed;
- * damage from improper maintenance;
- * damage arising out of any other abuse, mishandling or improper application of the Products.

Items Not Covered by Warranty: In addition to the items which void the Warranty, the following items shall not be covered by Warranty: (i) freight cost to the repair centre; (ii) customs fees, taxes, or VAT that may be due; (iii) Products which are not identified with the Seller's product label and lot number or serial number; (iv) Products disassembled or repaired in such a manner as to adversely affect performance or prevent adequate inspection or testing to verify any warranty claim. Access cards or tags returned for replacement under warranty will be credited or replaced at the Seller's option.

THIS WARRANTY IS EXCLUSIVE AND EXPRESSLY IN LIEU OF ALL OTHER WARRANTIES, OBLIGATIONS OR LIABILITIES, WHETHER WRITTEN, ORAL, EXPRESS OR IMPLIED, INCLUDING ANY WARRANTY OF MERCHANTABILITY OR FITNESS FOR A PARTICULAR PURPOSE, OR OTHERWISE. IN NO CASE SHALL THE MANUFACTURER BE LIABLE TO ANYONE FOR ANY CONSEQUENTIAL OR INCIDENTAL DAMAGES FOR BREACH OF THIS WARRANTY OR ANY OTHER WARRANTIES WHATSOEVER, AS AFORESAID.

THE MANUFACTURER SHALL IN NO EVENT BE LIABLE FOR ANY SPECIAL, INDIRECT, INCIDENTAL, CONSEQUENTIAL OR PUNITIVE DAMAGES OR FOR LOSS, DAMAGE, OR EXPENSE, INCLUDING LOSS OF USE, PROFITS, REVENUE, OR GOODWILL, DIRECTLY OR INDIRECTLY ARISING FROM PURCHASER'S USE OR INABILITY TO USE THE PRODUCT, OR FOR LOSS OR DESTRUCTION OF OTHER PROPERTY OR FROM ANY OTHER CAUSE, EVEN IF MANUFACTURER HAS BEEN ADVISED OF THE POSSIBILITY OF SUCH DAMAGE.

THE MANUFACTURER SHALL HAVE NO LIABILITY FOR ANY DEATH, PERSONAL AND/OR BODILY INJURY AND/OR DAMAGE TO PROPERTY OR OTHER LOSS WHETHER DIRECT, INDIRECT, INCIDENTAL, CONSEQUENTIAL OR OTHERWISE, BASED ON A CLAIM THAT THE PRODUCT FAILED TO FUNCTION. HOWEVER, IF THE MANUFACTURER IS HELD LIABLE, WHETHER DIRECTLY OR INDIRECTLY, FOR ANY LOSS OR DAMAGE ARISING UNDER THIS LIMITED WARRANTY, THE MANUFACTURER'S MAXIMUM LIABILITY (IF ANY) SHALL NOT IN ANY CASE EXCEED THE PURCHASE PRICE OF THE PRODUCT INVOLVED, WHICH SHALL BE FIXED AS LIQUIDATED DAMAGES AND NOT AS A PENALTY, AND SHALL BE THE COMPLETE AND EXCLUSIVE REMEDY AGAINST THE MANUFACTURER. SOME JURISDICTIONS DO NOT ALLOW THE EXCLUSION OR LIMITATION OF INCIDENTAL OR CONSEQUENTIAL DAMAGES, SO THESE LIMITATIONS MAY NOT APPLY UNDER CERTAIN CIRCUMSTANCES.

When accepting the delivery of the Product, the Purchaser agrees to the said conditions of sale and warranty and he recognizes having been informed of.

The Manufacturer shall be under no liability whatsoever arising out of the corruption and/or malfunctioning of any telecommunication or electronic equipment or any programs.

The Manufacturers obligations under this Warranty are limited solely to repair and/or replace at the Manufacturer's discretion any Product or part thereof that may prove defective. Any repair and/or replacement shall not extend the original Warranty period. The Manufacturer shall not be responsible for dismantling and/or reinstallation costs. To exercise this Warranty the Product must be returned to the Manufacturer freight pre-paid and insured. All freight and insurance costs are the responsibility of the Purchaser and are not included in this Warranty.

For sales in Israel only:

The Purchaser shall comply with the provisions of the Israeli Consumer Protection Law – 1981 ("Consumer Protection Law") related regulations, including the Israeli Consumer Protection Regulations (Warranty Sticker), 5772-2012 ("Regulations"), including, without limitation (i) providing its customers with at least the minimum warranty required by the Consumer Protection Law, and (ii) ensuring that a warranty certificate and a warranty sticker (as defined in the Regulations) ("Warranty Sticker") shall be attached to any sold Products and the date of the sale of the Product to the consumer or the end-user shall be added in a readable manner on the Warranty Sticker.

In no event shall the Purchaser's compliance with the Consumer Protection Law and Regulations expand any of the Manufacturer's warranty obligations under this warranty, and the Purchaser shall be responsible for any warranty that it provides with respect to the Products which exceeds or is different from this warranty.

This warranty shall not be modified, varied or extended, and the Manufacturer does not authorize any person to act on its behalf in the modification, variation or extension of this warranty. This warranty shall apply to the Product only. All products, accessories or attachments of others used in conjunction with the Product, including batteries, shall be covered solely by their own warranty, if any. The Manufacturer shall not be liable for any damage or loss whatsoever, whether directly, indirectly, incidentally, consequentially or otherwise, caused by the malfunction of the Product due to products, accessories, or attachments of others, including batteries, used in conjunction with the Products. This Warranty is exclusive to the original Purchaser and is not assignable.

This Warranty is in addition to and does not affect your legal rights. Any provision in this warranty which is contrary to the Law in the state or country where the Product is supplied shall not apply.

Governing Law: This disclaimer of warranties and limited warranty are governed by the domestic laws of Israel.

Warning

The user must follow the Manufacturer's installation and operational instructions including testing the Product and its whole system at least once a week and to take all necessary precautions for his/her safety and the protection of his/her property.

* In case of a conflict, contradiction or interpretation between the English version of the warranty and other versions, the English version shall prevail.
7/15

End-User License Agreement

IMPORTANT - READ THIS END-USER LICENSE AGREEMENT ("EULA") CAREFULLY BEFORE OPENING THE DISK PACKAGE, DOWNLOADING THE SOFTWARE OR INSTALLING, COPYING OR OTHERWISE USING THE SOFTWARE.

THIS EULA IS A LEGAL AGREEMENT BETWEEN YOU AND VISONIC LTD. ("TYCO") AND GOVERNS YOUR USE OF THE SOFTWARE ACCOMPANYING THIS EULA, WHICH SOFTWARE INCLUDES COMPUTER SOFTWARE AND MAY INCLUDE MEDIA, PRINTED MATERIALS, AND "ON-LINE" OR ELECTRONIC DOCUMENTATION (COLLECTIVELY, THE "SOFTWARE"). BY BREAKING THE SEAL ON THIS PACKAGE, DOWNLOADING THE SOFTWARE OR INSTALLING, COPYING OR OTHERWISE USING THE SOFTWARE, YOU AGREE TO BE BOUND BY THE TERMS OF THIS EULA. IF YOU DO NOT AGREE TO ALL OF THE TERMS AND CONDITIONS OF THIS EULA, DO NOT OPEN, DOWNLOAD, INSTALL, COPY OR OTHERWISE USE THE SOFTWARE.

1. **SCOPE OF LICENSE.** The Software may include computer code, program files and any associated media, hardware or software keys, printed material and electronic documentation. The Software may be provided to you pre-installed on a storage device (the media) as part of a computer system or other hardware or device ("**System**"). The Software is protected by copyright laws and international copyright treaties, as well as other intellectual property laws and treaties. All title and intellectual property rights in and to the Software (including but not limited to any images, photographs, and text incorporated into the Software), the accompanying printed materials, and any copies of the Software, are owned by Tyco and/or its suppliers. The Software is licensed, not sold. All rights not expressly granted under this EULA are reserved by Tyco and its suppliers.

2. **GRANT OF LICENSE.** This EULA grants you the following rights on a non-exclusive basis:

a. General. This EULA permits you to use the Software for which you have purchased this EULA. Once you have purchased licenses for the number of copies of the Software that you require, you may use the Software and accompanying material provided that you install and use no more than the licensed number of copies at one time. The Software is only licensed for use with specified Licensor-supplied Systems. If the Software is protected by a software or hardware key or other device, the Software may be used on any computer on which the key is installed. If the key locks the Software to a particular System, the Software may only be used on that System.

b. Locally Stored Components. The Software may include a software code component that may be stored and operated locally on one or more devices. Once you have paid the required license fees for these devices (as determined by Tyco in its sole discretion), you may install and/or use one copy of such component of the Software on each of the devices as licensed by Tyco. You may then use, access, display, run or otherwise interact with ("use") such component of the Software in connection with operating the device on which it is installed solely in the manner set forth in any accompanying documentation or, in the absence of such, solely in the manner contemplated by the nature of the Software.

c. Remotely Stored Components. The Software may also include a software code component for operating one or more devices remotely. You may install and/or use one copy of such component of the Software on a remote storage device on an internal network with all of the devices and may operate such component with each device over the internal network solely in the manner set forth in any accompanying documentation or, in the absence of such, solely in the manner contemplated by the nature of the Software; provided however, you must still acquire the required number of licenses for each of the devices with which such component is to be operated.

d. Embedded Software/Firmware. The Software may also include a software code component that is resident in a device as provided by Tyco for operating that device. You may use such component of the Software solely in connection with the use of that device, but may not retrieve, copy or otherwise transfer that software component to any other media or device without Tyco's express prior written authorization.

e. Backup Copy. You may make a back-up copy of the Software (other than embedded software) solely for archival purposes, which copy may only be used to replace a component of the Software for which you have current valid license. Except as expressly provided in this EULA, you may not otherwise make copies of the Software, including the printed materials.

3. **OTHER RIGHTS AND LIMITATIONS.** Your use of the Software is subject to the following additional limitations. Failure to comply with any of these restrictions will result in automatic termination of this EULA and will make available to Tyco other legal remedies.

a. Limitations on Reverse Engineering and Derivative Works. You may not reverse engineer, decompile, or disassemble the Software, and any attempt to do so shall immediately terminate this EULA - except and only to the extent that such activity may be expressly permitted by applicable law notwithstanding this limitation. You may not make any changes or modifications to any portion of the Software, or create any derivative works, without the written permission of an officer of Tyco (except as provided in Section 3(f) of this EULA with respect to "open source" software). You may not remove any proprietary notices, marks or labels from the Software. You shall institute reasonable measures to ensure compliance with the terms and conditions of this EULA by your personnel and agents.

b. Copyright Notices. You must maintain all copyright notices on all copies of the Software.

c. Transfer. You may only transfer your rights under this EULA (i) as part of a permanent sale or transfer of all of the devices for which the Software is licensed as applicable; (ii) if you transfer all of the Software (including all component parts, the media and printed materials, any upgrades and this EULA); (iii) if you do not retain any copies of any portion of the Software; (iv) if the recipient agrees to the terms of this EULA; and (v) if the Software is an upgrade, such transfer must also include all prior versions of the Software. You agree that failure to meet all of these conditions renders such transfer null and void.

d. Termination. Without prejudice to any other rights, Tyco may terminate this EULA if you fail to comply with the terms and conditions herein. In such event, you must immediately destroy all copies of the Software and all of its component parts. To the extent the Software is embedded in hardware or firmware, you will provide prompt access to Tyco or its representative to remove or lock Software features or functionality as Tyco determines.

e. Subsequent EULA. Tyco may also supersede this EULA with a subsequent EULA pursuant to providing you with any future component, release, upgrade or other modification or addition to the Software. Similarly, to the extent that the terms of this EULA conflict with any prior EULA or other agreement between you and Tyco regarding the Software, the terms of this EULA shall prevail.

f. Incorporation of "Open Source" and other Third Party Software. Portions of the Software may be subject to certain third party license agreements governing the use, copying, modification, redistribution and warranty of those portions of the Software, including what is commonly known as "open source" software. A copy of each applicable third party license can be found in the file README.TXT or other documentation accompanying the Software. Such open source software is not subject to any warranty and indemnity set forth in this EULA. By using the Software you are also agreeing to be bound to the terms of such third party licenses. If provided for in the applicable third party license, you have a right to receive source code for such software for use and distribution in any program that you create, so long as you in turn agree to be bound to the terms of the applicable third party license, and your programs are distributed under the terms of that license. A copy of such source code may be obtained free of charge by contacting your Tyco representative.

g. Trademarks. This EULA does not grant you any rights in connection with any trademarks or service marks of Tyco, its affiliates or its suppliers.

h. Rental. You may not sublicense, rent, lease or lend the Software. You may not make it available to others or post it on a server or web site or otherwise distribute it.

i. Software Keys. The hardware/software key, where applicable, is your proof of license to exercise the rights granted herein and must be retained by you. Lost or stolen keys will not be replaced.

j. Demonstration and Evaluation Copies. A demonstration or evaluation copy of the Software is covered by this EULA; provided that the licenses contained herein shall expire at the end of the demonstration or evaluation period.

k. Registration of Software. The Software may require registration with Tyco prior to use. If you do not register the Software, this EULA is automatically terminated and you may not use the Software.

l. Additional Restrictions. The Software may be subject to additional restrictions and conditions on use as specified in the documentation accompanying such Software, which additional restrictions and conditions are hereby incorporated into and made a part of this EULA.

m. Upgrades and Updates. To the extent Tyco makes them available, Software upgrades and updates may only be used to replace all or part of the original Software that you are licensed to use. Software upgrades and updates do not increase the number of copies licensed to you. If the Software is an upgrade of a component of a package of Software programs that you licensed as a single product, the Software may be used and transferred only as part of that single product package and may not be separated for use on more than one computer or System. Software upgrades and updates downloaded free of charge via a Tyco authorized World Wide Web or FTP site may be used to upgrade multiple Systems provided that you are licensed to use the original Software on those Systems.

n. Tools and Utilities. Software distributed via a Tyco-authorized World Wide Web or FTP site (or similar Tyco-authorized distribution means) as a tool or utility may be copied and installed without limitation provided that the Software is not distributed or sold and the Software is only used for the intended purpose of the tool or utility and in conjunction with Tyco products. All other terms and conditions of this EULA continue to apply.

4. **EXPORT RESTRICTIONS.** You agree that you will not export, re-export or transfer any portion of the Software, or any direct product thereof (the foregoing collectively referred to as the "Restricted Components"), to IRAN, NORTH KOREA, SYRIA, CUBA and SUDAN, including any entities or persons in those countries, either directly or indirectly ("Tyco's Position"). You also agree that you will not export, re-export or transfer the Restricted Components to any other countries except in full compliance with all applicable governmental requirements, including but not limited to applicable economic sanctions and constraints administered by any Israeli governmental authority, including, but not limited to the Israeli Ministry of Defense, by any applicable treaty, applicable export control measures administered by Israel, U.S. Treasury Department and applicable export control measures administered by the U.S. Department of Commerce and U.S. Department of State, any other U.S. government agencies, and measures administered by the European Union or the government agencies of any other countries. Any violation by you of the applicable laws or regulations of the U.S. or any

other government, or where you breach Tyco's Position notwithstanding whether or not this is contrary to any aforementioned applicable laws or regulations, will result in automatic termination of this EULA.

5. U.S. GOVERNMENT RESTRICTED RIGHTS. The Software is Commercial Computer Software provided with "restricted rights" under Federal Acquisition Regulations and agency supplements to them. Any use, duplication or disclosure by the U.S. Government is subject to restrictions as set forth in subparagraph (c)(1)(ii) of the Rights in Technical Data and Computer Software clause at DFAR 255.227-7013 et. seq. or 252.211-7015, or subparagraphs (a) through (d) of the Commercial Computer Software Restricted Rights at FAR 52.227-19, as applicable, or similar clauses in the NASA FAR Supplement. Contractor/manufacturer is Visonic Ltd., 24 Habarzel St., Tel-Aviv, Israel 69710.

6. LIMITATION OF LIABILITY & EXCLUSION OF DAMAGES.

a. **LIMITATION OF LIABILITY.** IN NO EVENT WILL TYCO'S AGGREGATE LIABILITY (INCLUDING, BUT NOT LIMITED TO, LIABILITY FOR NEGLIGENCE, STRICT LIABILITY, BREACH OF CONTRACT, MISREPRESENTATION AND OTHER CONTRACT OR TORT CLAIMS) ARISING FROM OR RELATED TO THIS EULA, OR THE USE OF THE SOFTWARE, EXCEED THE AMOUNT OF FEES YOU PAID TO TYCO OR ITS RESELLER FOR THE SOFTWARE THAT GIVES RISE TO SUCH LIABILITY. BECAUSE AND TO THE EXTENT THAT SOME JURISDICTIONS DO NOT ALLOW THE EXCLUSIONS OR LIMITATIONS OF LIABILITY ABOVE, THESE MAY NOT APPLY TO YOU.

b. **EXCLUSION OF OTHER DAMAGES.** UNDER NO CIRCUMSTANCES SHALL TYCO OR ANY OF ITS RESELLERS OR LICENSORS BE LIABLE FOR ANY OF THE FOLLOWING: (I) THIRD PARTY CLAIMS; (II) LOSS OR DAMAGE TO ANY SYSTEMS, RECORDS OR DATA, OR LIABILITIES RELATED TO A VIOLATION OF AN INDIVIDUAL'S PRIVACY RIGHTS; OR (III) INDIRECT, INCIDENTAL, SPECIAL, CONSEQUENTIAL, PUNITIVE, RELIANCE, OR COVER DAMAGES (INCLUDING WITHOUT LIMITATION, LOSS OF PROFITS, BUSINESS INTERRUPTION, LOSS OF DATA OR BUSINESS INFORMATION AND LOST SAVINGS), IN EACH CASE EVEN IF TYCO HAS BEEN ADVISED OF THE POSSIBILITY OF SUCH DAMAGES. YOU ARE SOLELY RESPONSIBLE AND LIABLE FOR VERIFYING THE SECURITY, ACCURACY AND ADEQUACY OF ANY OUTPUT FROM THE SOFTWARE, AND FOR ANY RELIANCE THEREON. SOME JURISDICTIONS DO NOT ALLOW THE EXCLUSION OF INCIDENTAL OR CONSEQUENTIAL DAMAGES, OR THE LIMITATION ON HOW LONG AN IMPLIED WARRANTY LASTS, SO SOME OF THE ABOVE LIMITATIONS MAY APPLY TO YOU ONLY TO THE EXTENT PERMITTED BY THOSE LAWS.

GENERAL. If any provision of this EULA is found to be unlawful, void, or for any reason unenforceable, then that provision shall be severed from this EULA and shall not affect the validity and enforceability of the remaining provisions. You should retain proof of the license fee paid, including model number, serial number and date of payment, and present such proof of payment when seeking service or assistance covered by the warranty set forth in this EULA. This EULA is governed by the laws of Israel, without giving effect to any choice or conflict of law provision or rule that would cause the application of the laws of any jurisdiction other than Israel. Each of the Parties submits to the exclusive jurisdiction of any court sitting in Tel Aviv, Israel for purposes of resolving any and all disputes arising under or related to these terms and conditions. The parties specifically exclude the application of the provisions of the United Nations Convention on Contracts for the International Sale of Goods.



Email: info@visonic.com

Internet: www.visonic.com

© VISONIC LTD. 2021 GB-502 PG2 D-306217 Rev. 3/10/21



D-306217